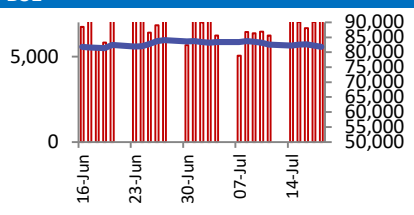
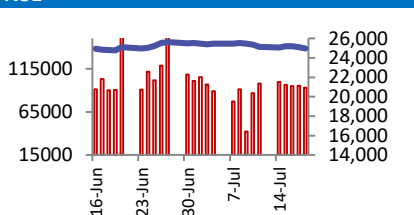


BSE	NSE
	
Open 82194 High 82335 Low 81608 Close 81758 Change -502 Volume (Lacs) 8570 Turnover (Rs.inCr) 9995	Open 25109 High 25145 Low 24919 Close 24968 Change -143 Volume(Lacs) 34374 Turnover(Rs.in Cr) 93116

World Markets	Current	Previous	Pt. Chg	Var(%)
Dow	44342	44484	(142)	-0.3%
Dow Futures	44578	44540	38	0.1%
Nasdaq	20896	20886	10	0.0%
FTSE	8992	8973	19	0.2%
Nikkei	39819	39819	Closed	Closed
Hang Seng	24913	24826	87	0.4%
Gift Nifty	24971	25027	(56)	-0.2%
Straits Singapore	4210	4190	20	0.5%
South Korea	3203	3188	15	0.5%
Taiwan	23299	23383	(85)	-0.4%
Shanghai	3551	3534	16	0.5%

Commodity Prices	Current	Previous	Pt. Chg	Var(%)
Copper (\$/MT)	9779	9667	112	1.2%
Alumin (\$/MT)	2630	2578	52	2.0%
Zinc (\$/MT)	2819	2737	82	3.0%
Brent Crude (\$/bbl)	69	69	0	0.1%
Gold (\$/Ounce)	3356	3350	7	0.2%
Silver (\$/Ounce)	38	38	0	0.4%
Light Crude (\$/bbl)	67	67	0	0.2%
N G (\$/mmbtu)	3	4	(0)	-5.4%
Sugar (\$/MT)	488	484	4	0.8%
Rubber (Rs./kg)	212	210	2	1.0%
Baltic Dry Index	2052	2030	22	1.1%

Currency Exchange Rate	Current	Previous	Var(%)
Rs./ \$ rate	86.16	86.08	0.09%
Rs./ Euro	100.24	99.76	0.48%
Rs./Chinese Yuan	12.00	12.01	-0.07%
Yen / \$ rate	148.52	148.81	-0.19%
\$ US/Euro	1.16	1.16	-0.03%

Dollar Index	Current	Previous	Var(%)
Dollar Index	98.47	98.48	-0.01%

Support/ Resistance Levels for Today		
	Nifty	Bank Nifty Fut
Support 1	24900	56170
Support 2	24840	55940
Resistance	25070	56670

Securities in Ban For Trade	
ANGELONE	HINDCOPPER
RBLBANK	BANDHANBNK

Market Review

US: The S&P 500 and Nasdaq Composite ended little changed on Friday, overcoming a brief dip triggered by a Financial Times report indicating Trump was pushing for steep new tariffs on European Union products.

Asia: Asia-Pacific markets traded mixed Monday, after the People's Bank of China stood pat on its 1-year and 5-year loan prime rates.

India: Indian equity indices extended the losing streak on the second consecutive session on July 18 with Nifty falling below 25,000, hitting a one-month low amid selling across the sectors barring metal and media. **Market is expected to open on a flattish note and likely to witness range bound move during the day.**

Global economy: U.S. consumer sentiment touched its highest point in five months in July, but remains well below its historical average, as concerns swirl around the impact of sweeping U.S. tariffs. The University of Michigan's closely-watched consumer sentiment index came in at 61.8 for the month, up from 60.7 in May and higher than economists estimates of 61.4. One-year inflation outlook also cooled for the second consecutive month to 4.4%, down from 5.0%, while the five-year gauge inched down to 3.6% from 4.0%. Both readings are the lowest since Feb, but are still higher than Dec'24, in a sign that Americans may be perceiving continued inflation risks in the future.

China kept benchmark lending rates unchanged on Monday, as forecast, after it reported slightly better-than-expected second-quarter economic data. The one-year loan prime rate (LPR) was kept at 3.0%, while the five-year LPR was unchanged at 3.5%. Signs of economic resilience effectively reduced any urgency for further stimulus, while analysts widely expect persistent weak domestic demand warrants some monetary easing later this year.

Commodities: Oil prices barely budged on Monday as traders eyed the impact of new European sanctions on Russian oil supply, rising output from Middle East producers and concerns about fuel outlook as tariffs weighed on global economic growth.

Gold prices were little changed in early Asian trade on Monday, with investors eyeing further developments on U.S. trade talks and the European Central Bank's policy decision this week.

Currency: The yen firmed on Monday after Japan's ruling coalition lost its majority in the upper house as investors braced for a period of policy paralysis and market tumult in the world's fourth-largest economy ahead of a deadline on tariff negotiations with the U.S.

FII Derivative Transactions (Rs. Cr)

Contracts	Purchase		Sell		Net	Open Interest (OI)		OI (Previous day)		Change	
	Contract	Value	Contract	Value		Contract	Value	Contract	Value	Contract	Value
Index Future	15171	2890	27488	5285	(2395)	211622	40049	203917	38819	7705	1230
Index Option	3296898	621087	3315448	624616	(3529)	1431997	269913	1151747	218726	280250	51187
Stock Future	279447	20262	301518	21440	(1178)	5594556	390485	5574805	390828	19751	(343)
Stock Option	353671	26797	353677	26898	(101)	811651	56529	789177	55201	22474	1328
Total	3945187	671036	3998131	678239	(7203)	8049826	756976	7719646	703574	330180	53402

FII All Activity-BBG (Rs Cr)		Buy	Sell	Net
11-Jul-25		12859	17354	(4495)
14-Jul-25		18434	19224	(789)
15-Jul-25		12486	12659	(173)
16-Jul-25		12040	13080	(1041)
17-Jul-25		12507	15371	(2864)
Month to date- July		168181	174534	(6353)
FII (Prov.) (Rs Cr)		Buy	Sell	Net
14-Jul-25		15180	16810	(1629)
15-Jul-25		11209	11105	104
16-Jul-25		10822	12617	(1795)
17-Jul-25		11042	14712	(3671)
18-Jul-25		15431	15056	375
Month to date-July		162858	179470	(16612)
DII (Prov.) (Rs. Cr)		Buy	Sell	Net
14-Jul-25		14166	12345	1821
15-Jul-25		13324	11846	1478
16-Jul-25		12476	11255	1221
17-Jul-25		12925	10208	2718
18-Jul-25		14451	12348	2104
Month to date-July		181865	161464	20401
FII Debt - BBG (Rs. Cr)		Buy	Sell	Net
11-Jul-25		1208	914	294
14-Jul-25		2145	659	1486
15-Jul-25		1933	501	1432
16-Jul-25		741	1051	(310)
17-Jul-25		1762	1991	(229)
Month to date- July		21379	18858	2522

Market Breadth	BSE		NSE	
	No.	%	No.	%
Advance	1622	39%	1071	36%
Decline	2440	58%	1859	62%
Unchanged	146	3%	76	3%

Market Turnover	18-Jul	17-Jul	Var (%)
BSE Cash	9995	7040	42%
NSE Cash	93116	95272	-2%
NSE Futures	111806	100331	11%
NSE Options	10194366	42029019	-76%
Total (Rs.Cr)	10409283	42231662	-75%

Volatility Index	18-Jul	17-Jul
Volatility Index	11.39	11.24

Index PE - TTM	18-Jul	Yr. High	Yr. Low
Sensex	23.4	25.2	20.3
Nifty	22.5	24.4	19.6

Corporate News
BL Kashyap bags Rs. 157 cr Embassy Manyata Business Park contract

It has secured a new order worth Rs. 157.26 cr from Manyata Promoters Pvt. Ltd for civil and structural works at Embassy Manyata Business Park. The project involves civil and structural works for a commercial office building within the Embassy Manyata Business Park. This project aligns with B.L. Kashyap's expertise in constructing large-scale commercial properties.

Ceigall India emerges as lowest bidder for Velgaon Substation project

Ceigall India has been selected as the lowest bidder for the Establishment of 400/220 kV Velgaon Substation (GIS) project, with a proposed annual tariff of Rs 585 mn. The project has a 24-month completion timeframe and a 35-year operation and maintenance period

IRCON bags three infrastructure contracts worth over ₹1,869 crore, including two from MMRDA

The company in a joint venture with JPWIP, has won a project from RVNL and received the letter of award worth Rs. 755.7 crores. Further, the company received a domestic contract worth Rs 1,113 cr by MMRDA for the Mumbai Metro rail line.

Economy
India's electronics exports jump 47% in Q1

India's electronics exports surged by 47% to \$12.41 bn in Q1FY26, with the US, UAE, and China as top destinations, signaling India's rise as a global manufacturing hub. Ready-made garment exports also increased, driven by strong demand from the US, while marine exports saw a significant boost, again with the US as the primary importer.

India's auto exports xoom 22% in Q1 on record car shipments; Maruti grabs nearly half the pie

India's automobile exports surged 22% yoy in the April-June quarter, fueled by record passenger vehicle shipments and strong growth in two-wheelers and commercial vehicles. Passenger vehicle exports hit an all-time high, driven by demand in the Middle East, Latin America, and reviving neighboring markets. Maruti Suzuki led the PV export growth, while Hyundai Motor India also saw a significant increase.

International
Science Applications International Corp. awarded \$63.8 mn DoD contract

SAIC secured a \$63.8 mn Department of Defense contract for warhead expansion boxes and cable kits. This 78-month contract, awarded competitively, requires work in multiple US locations and involves an initial \$1 mn in FY25 funding. The Naval Undersea Warfare Center manages the contract.

Top 5 Nifty Gainers	18-Jul	17-Jul	Var(%)
WIPRO	267	261	2.4%
BAJFINANCE	942	923	2.0%
TATASTEEL	162	160	1.5%
ONGC	246	244	1.0%
NESTLEIND	2472	2449	0.9%
Top 5 Nifty Losers	18-Jul	17-Jul	Var(%)
AXISBANK	1099	1160	-5.2%
SHRIRAMFIN	646	665	-3.0%
BEL	395	404	-2.3%
HDFCLIFE	740	752	-1.6%
BHARTIARTL	1901	1930	-1.5%

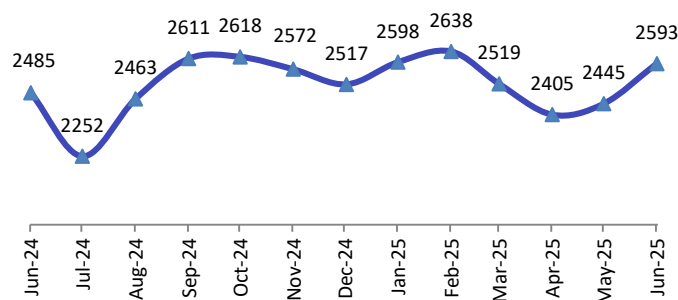
BSE Index Watch	Last	1 day	1 wk	1 mth	1 yr
SENSEX	81758	-0.6%	-0.9%	-0.8%	1.4%
MIDCAP	46776	-0.6%	1.0%	2.8%	1.1%
SMLCAP	55285	-0.6%	1.5%	5.5%	5.3%
AUTO	53476	-0.5%	1.7%	1.0%	-5.4%
BANKEK	62742	-1.3%	-1.3%	-1.1%	4.3%
Capital Goods	70201	-1.5%	-1.1%	-0.1%	-2.0%
FMCG	20835	-0.5%	1.3%	4.1%	-5.5%
Health Care	45129	-0.6%	1.8%	4.8%	18.3%
IT	36554	-0.1%	-1.3%	-4.2%	-10.0%
METAL	31460	0.4%	0.8%	3.5%	-0.2%
Oil & Gas	27895	-0.4%	0.3%	3.1%	-9.5%
Power	6875	-0.9%	-0.2%	2.4%	-10.8%
Realty	7759	-0.2%	3.7%	-1.4%	-9.3%

Margin Trading Disclosure (Rs. In Cr)	Last	1 day	1 wk	1 mth	3 mth
Op. Scripwise Outstanding	88793	0.5%	1.6%	5.8%	31.9%
Fresh Exposure	6617	0.0%	12.5%	17.7%	25.2%
Exposure liquidated	5787	-4.9%	6.7%	-4.0%	23.6%
Closing Net scripwise outstanding	89623	0.8%	2.0%	7.3%	32.0%

NSE USD Futures	18-Jul	17-Jul	Var (%)
June Expiry (Rs./)\$)	85.02	85.02	0.0%
July Expiry (Rs./\$)	85.99	85.98	0.0%
Total Turnover (Rs. Crore)	1729	1378	25%

Sectors	TTM PE
Auto	31.85
Auto Ancillary	43.85
Banking	14.24
Engineering	50.89
Cement	71.86
Diamonds & Jewellery	45.21
Housing Finance	24.64
Infrastructure & Const	27.88
Metals-Aluminium	29.18
Metal – Steel	18.33
Oil Expl.	7.23
Pharma	10.25
Power – Gen. Supp.	42.05
Information Tech.	28.32
Sugar	18.49
Telecom Serv. Prov.	39.32
Tyres	33.53

Aluminum (LME Spot Price - \$/ton) (Source:Westmetall.com)



10 year G-Sec Yield	Current	Previous	Change
US	4.42%	4.45%	(4) bps
Japan	1.54%	1.57%	(3) bps
India	6.31%	6.30%	1 bps
UK	4.67%	4.66%	2 bps
Libor 3 Mths	4.85%	4.85%	(0) bps

Indian Eco Data	Current	Previous	Var(%)
Forex Reserve (US\$ in bn)	602	697	-13.6%
Inflation - WPI	-0.13%	0.39%	(52) bps
Inflation - CPI	2.10%	2.82%	(72) bps

India GDP	Q3FY25	Q2FY25	Var(%)
Growth	7.38%	6.40%	98 bps

Monetary Policy	Current	Previous	Change
Repo Rate	5.50%	6.00%	(50) bps
Reverse Repo Rate	3.35%	3.35%	0 bps
CRR	4.00%	4.00%	0 bps
O/S Banking System Liquidity (Rs bn)	3149	3090	59.7

IIP Growth %	May-25	May-24	Apr-Feb
IIP	1.2	6.2	3.1
Capital Goods	2.4	7.0	6.2
Mining	0.4	1.3	2.2
Manufacturing	3.0	5.9	4.2
Electricity	6.3	8.6	3.8

ADR Price Movement

Company	Price (US\$)	Volume	Previous Day Price	Volume	Variance (%)	No. of Share Per ADR	ADR Price (Rs.)	BSE Price	Variance (%)
Infosys Tech	18.21	9706758	18.47	13528151	-1.41%	1	1568.95	1586.10	-1.1%
Wipro	3.00	4827924	3.06	10391450	-1.96%	1	258.48	266.95	-3.2%
Dr.Reddy's	14.48	1074110	14.69	1210299	-1.43%	1	1247.58	1257.50	-0.8%
ICICI Bank	33.21	5592896	33.23	4210420	-0.06%	2	1430.67	1425.80	0.3%
HDFC Bank	75.28	2937765	76.14	2268840	-1.13%	3	2162.01	1957.40	10.5%

GDR's (US\$)

	Prices	Prev. Close	Change	Var %
L&T	40.40	40.45	(0.1)	-0.1%
RIL	68.90	68.60	0.3	0.4%
SBI	95.70	96.10	(0.4)	-0.4%

US Economy Data	Current	Previous
Inflation (%) (YoY)	2.70%	2.40%
Unemployment (%)	4.10%	4.20%

Interest Rate (%)	Current	Previous
Fed Rate	4.50%	4.50%

US GDP	Q2CY25	Q1CY25
Growth (QoQ Annualized)	-0.50%	2.40%

China Economy Data	Current	Previous
GDP	5.20%	5.40%
Inflation – CPI (%)	0.10%	-0.10%

Economic Calendar

	Date
Indian GDP Data	29 Aug
Indian Inflation Data CPI	12 Aug
Indian Inflation Data WPI	14 Aug
Indian Monetary Policy	06 Aug
India's Industrial Production (IIP)	28 July
US Inflation Data	12 Aug
US GDP	30 July
US Unemployment Data	01 Aug
US Fed Rate	30 July
China GDP	20 Oct
China Inflation Data	09 Aug

Event Update

Name	Date	Purpose
Acceleratebs India Ltd.	21-Jul-2025	Rs.0.20 per share(2%)Final Dividend
Anupam Rasayan India Ltd.	21-Jul-2025	Rs.0.75 per share(7.5%)Interim Dividend
Focus Business Solution Ltd.	21-Jul-2025	Bonus issue
OCCL Ltd.	21-Jul-2025	Rs.1.50 per share(75%)Final Dividend
Orient Bell Ltd.	21-Jul-2025	Rs.0.50 per share(5%)Final Dividend
Shree Cement Ltd.	21-Jul-2025	Rs.60.00 per share(600%)Final Dividend
Thangamayil Jewellery Ltd.	21-Jul-2025	Rs.12.50 per share(125%)Final Dividend
Windlas Biotech Ltd.	21-Jul-2025	Rs.5.80 per share(116%)Final Dividend
Happy Forgings Ltd.	22-Jul-2025	Rs.3.00 per share(150%)Final Dividend
Hind Rectifiers Ltd.	22-Jul-2025	Rs.2.00 per share(100%)Final Dividend
Menon Pistons Ltd.	22-Jul-2025	Rs.1.00 per share(100%)Final Dividend
SIL Investments Ltd.	22-Jul-2025	Rs.2.50 per share(25%)Final Dividend
Siyaram Silk Mills Ltd.	22-Jul-2025	Rs.5.00 per share(250%)Final Dividend
Strides Pharma Science Ltd.	22-Jul-2025	Rs.4.00 per share(40%)Final Dividend
Voltamp Transformers Ltd.	22-Jul-2025	Rs.100.00 per share(1000%)Final Dividend
Wires & Fabriks (S.A.) Ltd.	22-Jul-2025	Rs.0.10 per share(1%)Final Dividend
Aditya Birla Sun Life AMC Ltd.	23-Jul-2025	Rs.24.00 per share(480%)Dividend
Advanced Enzyme Technologies Ltd.	23-Jul-2025	Rs.1.20 per share(60%)Final Dividend
Banswara Syntex Ltd.	23-Jul-2025	Rs.1.00 per share(20%)Final Dividend
Bhatia Communications & Retail (India) Ltd.	23-Jul-2025	Rs.0.01 per share(1%)Final Dividend
D.B. Corp Ltd.	23-Jul-2025	Rs.5.00 per share(50%)Interim Dividend
Elcid Investments Ltd.	23-Jul-2025	Rs.25.00 per share(250%)Final Dividend
Greaves Cotton Ltd.	23-Jul-2025	Rs.2.00 per share(100%)Final Dividend
Heritage Foods Ltd.	23-Jul-2025	Rs.2.50 per share(50%)Final Dividend
K.P.R. Mill Ltd.	23-Jul-2025	Rs.2.50 per share(250%)Final Dividend
Metal Coatings (India) Ltd.	23-Jul-2025	Rs.1.00 per share(10%)Final Dividend
Nesco Ltd.	23-Jul-2025	Rs.6.50 per share(325%)Final Dividend
Novartis India Ltd.	23-Jul-2025	Rs.25.00 per share(500%)Final Dividend
Pidilite Industries Ltd.	23-Jul-2025	Rs.20.00 per share(2000%)Final Dividend

Bulk Deal As On 18/07/25

BSE					
Security Code	Security Name	Client Name	Deal	Quantity	Price
544445	APL	NEHA MISHRA	S	50000	119.66
543458	AWL	ADANI COMMODITIES LLP	S	135482400	275.5
543458	AWL	IDFC MUTUAL FUND	B	7259528	275.5
543458	AWL	SHAJAEATAN INVESTMENT FZCO	B	110707803	275.5
539175	BLUEGOD	KAUSHAL HITESHBHAI PARIKH	S	470020	19.63
539175	BLUEGOD	NEO APEX SHARE BROKING SERVICES LLP	S	500000	19.63
539175	BLUEGOD	SHAILESH DHAMELIYA	B	975000	19.63
544440	CRYOGENIC	LUBNA PARVIN THADAYIL MOHAMMED	S	78000	125.61
544440	CRYOGENIC	MANSI SHARE AND STOCK BROKING PRIVATE LIMITED	B	120000	125.53
512441	ENBETRD	NIRAV DINESHBHAI CHAUDHARI	S	6804948	0.43
531723	GATECH	MANDAKINIBEN PRADYUMANBHAI PATEL	B	6213657	0.8
544156	GCONNECT	SHAIENDRA BHANWARLAL DAVE	B	25500	21
544444	GLEN	NEO APEX VENTURE LLP	S	12000	130.66
544444	GLEN	NEO APEX VENTURE LLP	B	553200	130.66
540377	IFL	SHUBHAM ASHOKBHAI PATEL	S	3949797	0.87
504746	INLCM	PACE STOCK BROKING SERVICES PVT LTD	S	2861	791.95
504746	INLCM	UMESH NARAYAN	B	5537	791.95
526001	JAUSPOL	ARSAD KHAN	B	29179	9.99
544160	JAYKAILASH	HUSENI ASGARALI PATEL	B	32000	61.04
524322	KABRADG	ISHAAN TRADEFIN LLP	S	136442	22.26
524322	KABRADG	ISHAAN TRADEFIN LLP	B	7717	21.87
535910	MMLF	SONAL ANIL VICHARE	S	1026037	1.75
539767	MNIL	INDRA PRATAP SINGH	B	25000	23.63
531832	NAGTECH	KRISHNA KUMAR VARMA	S	50000	67.38
531832	NAGTECH	SHRISTI KANODIA	B	50000	67.38
526905	PADMAIND	NAYI LUCKY HARSHADBHAI	B	40248	11.6
526905	PADMAIND	VARDIP GLOBSTRAT TRADING PRIVATE LIMITED	S	35853	11.6
530361	PRABHHANS	LENUS FINVEST PRIVATE LIMITED	B	95000	78.66
530361	PRABHHANS	SATNAM SINGH	S	123000	78.68
531257	PRATIKSH	L7 HITECH PRIVATE LIMITED	B	28149	20.41
519191	RGRL	MSB E TRADE SECURITIES LIMITED	S	275000	5.63
519191	RGRL	NEO APEX SHARE BROKING SERVICES LLP	S	125000	5.6
519191	RGRL	NEO APEX SHARE BROKING SERVICES LLP	B	300000	5.62
519191	RGRL	NEO APEX VENTURE LLP	S	189356	5.59
519191	RGRL	NEO APEX VENTURE LLP	B	250000	5.6
539574	SCL	LAVENDER HOLDINGS PRIVATE LIMITED	S	31200000	0.28
512399	SERA	PATEL RAKESH RAMESHCHANDRA HUF	B	425000	35
512399	SERA	ZEAL GLOBAL OPPORTUNITIES FUND	S	700000	35
500389	SILVERLINE	JESINGBHAI JIVABHAI CHAUDHARI	S	992688	15.17
539584	SIPTL	NISHANT GOYAL	S	3188939	0.41
539117	SUJALA	AKARSHIKA TRADERS LLP	S	29000	59.98
521005	TITANIN	SAMALKHA SHARES CONSULTANTS LLP	B	317421	15.67
544433	VALINDIA	INDIA FAST FORWARD ADVISORY SERVICES PRIVATE LIMITED	B	121200	43.56
544433	VALINDIA	NEO APEX VENTURE LLP	S	153600	43.38

NSE

Security Code	Security Name	Client Name	Deal	Quantity	Price
BOHRAIND	Bohra Industries Limited	PRAVALLIKA KANCHI	BUY	72320	27.76
CAPTRU-RE	Capital Trust Ltd	ANIKET AKARAM GODASE	BUY	35000	0.39
CAPTRU-RE	Capital Trust Ltd	GANUGAPENTA RAGHURAM	SELL	99999	0.39
CAPTRU-RE	Capital Trust Ltd	MALKEET SINGH	BUY	100000	0.39
CAPTRU-RE	Capital Trust Ltd	MILAN KHARA	BUY	50000	0.39
CAPTRU-RE	Capital Trust Ltd	MOONLIGHT EQUITY PRIVATE LIMITED	SELL	325438	0.39
CAPTRU-RE	Capital Trust Ltd	NITIN CHANDRAKANT KULAYE	SELL	31000	0.39
FALCONTECH	Falcon Technoproj Ind Ltd	BHARAT SHREEKISHAN PARIHAR	SELL	132000	15.45
FALCONTECH	Falcon Technoproj Ind Ltd	DINESH PACHORI (HUF)	SELL	36000	16.23
FALCONTECH	Falcon Technoproj Ind Ltd	KAMAL PARSHOTTAMBHAI KUMBHANI	BUY	54000	16.26
GATECH	GACM Technologies Limited	DUBEYSHAILA THAKURPRASAD	SELL	18498324	0.72
GARUDA	Garuda Construct N Eng L	OM TRADING	BUY	1435017	177.73
GARUDA	Garuda Construct N Eng L	OM TRADING	BUY	452014	172.97
GARUDA	Garuda Construct N Eng L	OM TRADING	SELL	529381	171.36
GARUDA	Garuda Construct N Eng L	OM TRADING	SELL	645807	174.61
BIRDYS	Grill Splendour Ser Ltd	AJAY KRISHNAKANT PARIKH	BUY	52800	148.14
BIRDYS	Grill Splendour Ser Ltd	PARAS DOSHI	SELL	39600	147.24
GVPTECH-RE	GVP Infotech Ltd	LINKSTAR TRUST	SELL	746272	0.22
GVPTECH-RE	GVP Infotech Ltd	NAYANKUMAR K	BUY	165000	0.22
IDENTICAL	Identical Brains Studio L	INVESTI GLOBAL OPPORTUNITY FUND PCC - CELL 1	SELL	100000	43.7
IDENTICAL	Identical Brains Studio L	VINCENT COMMERCIAL COMPANY LIMITED	BUY	100000	43.7
PHANTOMFX	Phantom Digital Eff Ltd	VINEY EQUITY MARKET LLP	BUY	119400	281.99
SHANTI	Shanti Overseas (Ind) Ltd	SANJAY GARG	SELL	72000	14.58
TTL-RE	T T Ltd	BHARARIA SUBHASH	BUY	200000	1.05
TTL-RE	T T Ltd	CROMEWELL ENTERPRISE PRIVATE LIMITED	SELL	280000	0.99
TTL-RE	T T Ltd	HARDIK JAIN	SELL	930000	1
TTL-RE	T T Ltd	MUSKAAN JAIN	SELL	300000	1.05
TTL-RE	T T Ltd	SAHIL ARORA	BUY	1504210	1
TTL-RE	T T Ltd	SANJAY KUMAR JAIN	SELL	671119	1
TTL-RE	T T Ltd	SUBHASH PHOOTARMAL RATHOD	BUY	643732	1
TTL-RE	T T Ltd	T T BRANDS LIMITED	SELL	1100000	1
UNIVASTU	Univastu India Limited	C P KHANDELWAL	BUY	110000	290.4
UNIVASTU	Univastu India Limited	VARUN KRISHNAVTAR KABRA	SELL	109592	290.4
VOLERCAR	Voler Car Limited	KAMAL KUMAR DUGAR & CO (PROP) KAMAL KUM	BUY	230400	95.25
VOLERCAR	Voler Car Limited	M PRASAD & CO LIMITED	SELL	414400	104.21
VOLERCAR	Voler Car Limited	MADHU V JHAVER	BUY	80000	105.65
VOLERCAR	Voler Car Limited	MUNDHRA VENTURES	BUY	80000	100.36

Disclosure:

Research Reports that are published by Nirmal Bang Securities Private Limited (hereinafter referred to as "NBSPL") are for private circulation only. NBSPL is a registered Research Analyst under SEBI (Research Analyst) Regulations, 2014 having Registration no. INH000001766. NBSPL is also a registered Stock Broker with National Stock Exchange of India Limited, BSE Limited, Metropolitan Stock Exchange of India Limited, Multi Commodity Exchange of India Limited and , National Commodity and Derivative Exchange Limited in Capital Market , Equity and Commodities derivatives segments and Currency Derivatives Segment .

NBSPL has other business divisions with independent research teams separated by Chinese walls, and therefore may, at times, have different or contrary views on stocks and markets.

NBSPL or its associates have not been debarred / suspended by SEBI or any other regulatory authority for accessing / dealing in securities Market since last 20 years. NBSPL, its associates or analyst or his relatives do not hold any financial interest (Except Investment) in the subject company. NBSPL or its associates or Analyst do not have any conflict or material conflict of interest at the time of publication of the research report with the subject company. NBSPL or its associates or Analyst or his relatives may or may not hold beneficial ownership of 1% or more in the subject company at the end of the month immediately preceding the date of publication of this research report.

NBSPL or its associates / analyst has not received any compensation / managed or co-managed public offering of securities of the company covered by Analyst during the past twelve months. NBSPL or its associates have not received any compensation or other benefits from the company covered by Analyst or third party in connection with the research report. Analyst has not served as an officer, director or employee of Subject Company. NBSPL / analyst has not been engaged in market making activity of the subject company.

Analyst Certification: The research analysts and authors of these reports, hereby certify that the views expressed in this research report accurately reflects my/our personal views about the subject securities, issuers, products, sectors or industries. It is also certified that no part of the compensation of the analyst(s) was, is, or will be directly or indirectly related to the inclusion of specific recommendations or views in this research. The analyst(s) principally responsible for the preparation of this research report and has taken reasonable care to achieve and maintain independence and objectivity in making any recommendations.

Disclaimer:

The Research Report is for the personal information of the authorized recipient and does not construe to be any investment, legal or taxation advice. NBSPL is not soliciting any action based upon it. Nothing in the research report shall be construed as a solicitation to buy or sell any security or product, or to engage in or refrain from engaging in any such transaction. In preparing the research report, we did not take into account the investment objectives, financial situation and particular needs of the reader.

The research report has been prepared for the general use of the clients of NBSPL and must not be copied, either in whole or in part, or distributed or redistributed to any other person in any form. If you are not the intended recipient you must not use or disclose the information in the research report in any way. Though disseminated to all the customers simultaneously, not all customers may receive the research report at the same time. NBSPL will not treat recipients as customers by virtue of their receiving the research report. The research report is not directed or intended for distribution to or use by any person or entity resident in a state, country or any jurisdiction, where such distribution, publication, availability or use would be contrary to law, regulation or which would subject NBSPL & its group companies to registration or licensing requirements within such jurisdictions.

The report is based on the information obtained from sources believed to be reliable, but we do not make any representation or warranty that it is accurate, complete or up-to-date and it should not be relied upon as such. We accept no obligation to correct or update the information or opinions in it. NBSPL or any of its affiliates or employees shall not be in any way responsible for any loss or damage that may arise to any person from any inadvertent error in the information contained in the research report. NBSPL or any of its affiliates or employees do not provide, at any time, any express or implied warranty of any kind, regarding any matter pertaining to this report, including without limitation the implied warranties of merchantability, fitness for a particular purpose, and non-infringement. The recipients of the research report should rely on their own investigations.

This information is subject to change without any prior notice. NBSPL reserves its absolute discretion and right to make or refrain from making modifications and alterations to this statement from time to time. Nevertheless, NBSPL is committed to providing independent and transparent recommendations to its clients, and would be happy to provide information in response to specific client queries.

Before making an investment decision on the basis of research report, the reader needs to consider, with or without the assistance of an adviser, whether the advice is appropriate in light of their particular investment needs, objectives and financial circumstances. There are risks involved in securities trading. The price of securities can and does fluctuate, and an individual security may even become valueless. International investors are reminded of the additional risks inherent in international investments, such as currency fluctuations and international stock market or economic conditions, which may adversely affect the value of the investment. Opinions expressed are subject to change without any notice. Neither the company nor the director or the employees of NBSPL accept any liability whatsoever for any direct, indirect, consequential or other loss arising from any use of the research report and/or further communication in relation to the research report. Here it may be noted that neither NBSPL, nor its directors, employees, agents or representatives shall be liable for any damages whether direct or indirect, incidental, special or consequential including lost revenue or lost profit that may arise from or in connection with the use of the information contained in the research report.

Copyright of this document vests exclusively with NBSPL.

Our reports are also available on our website

Registration granted by SEBI and certification from NISM in no way guarantee performance of NBSPL or provide any assurance of returns to investors.

Nirmal Bang Research (Division of Nirmal Bang Securities Pvt. Ltd.)

B-2, 301/302, Marathon Innova,
Opp. Peninsula Corporate Park
Off. Ganpatrao Kadam Marg
Lower Parel(W), Mumbai-400013
Board No. : 91 22 6723 8000/8001
Fax. : 022 6723 8010